












LEGEND OF SYMBOLS








SPRINKLERS

	SEMI-RECESSED CEILING MOUNTED PENDANT SPRINKLER HEAD.
	HIGH TEMPERATURE SPRINKLER HEAD. (TEMPERATURE °C AS SHOWN)
	EXPOSED PENDANT SPRINKLER HEAD.
	WINDOW WETTING SPRINKLER HEAD.
	CONCEALED SPACE SPRINKLER HEAD.
	HORIZONTAL SIDE WALL SPRINKLER HEAD.
	EXPOSED UPRIGHT SPRINKLER HEAD.
	UPRIGHT CONCEALED SPACE SPRINKLER HEAD.

DETECTORS

	SMOKE DETECTOR.
	DUCT PROBE SMOKE DETECTOR.
	SMOKE ALARM.

ALARMS

	RED FIRE ALARM BEACON.
	SPEAKER.
	SURFACE MOUNTED OCCUPANT WARNING SPEAKER.
	HORN.
	SOUNDER BASE.
	FIRE INDICATOR PANEL.
	MANUAL CALL POINT.





FIRE PIPE SYSTEMS

	HYDRANT MAINS PIPEWORK. (TYPE AND SIZE AS NOTED).
	UNDERGROUND DENOTED WITH DOUBLE DASH.
	SPRINKLER PIPEWORK. (TYPE AND SIZE AS NOTED).
	UNDERGROUND DENOTED WITH DOUBLE DASH.
	EXISTING PIPEWORK. (TYPE AND SIZE AS NOTED).
	UNDERGROUND DENOTED WITH DOUBLE DASH
	CAP FLANGE.
	BLANK END.
	ROLLED GROOVE COUPLING.
	ANNUBAR TEST FACILITY.
	PENETRATION TO BE SEALED TO MAINTAIN FIRE/SMOKE INTEGRITY.
	GATE VALVE.
	GLOBE VALVE.
	BALL VALVE.
	BUTTERFLY VALVE.
	NON-RETURN VALVE/CHECK VALVE.
	OS & Y ISOLATION VALVE.
	DRAIN COCK.
	PRESSURE REDUCING VALVE.
	FLOAT VALVE.
	SOLENOID VALVE.
	MOTORISED VALVE.
	GAUGE COCK. (OPEN)
	MONITORED VALVE.
	Y STRAINER.
	FLEX CONNECTION.
	PRESSURE GAUGE.
	TEST & DRAIN VALVE.
	REDUCER.
	FLANGE JOINT.
	ORIFICE PLATE. (PRESSURE REDUCING)
	PIPE RISER FROM BEND.
	PIPE DROPPER FROM BEND.
	PIPE RISER FROM TEE.
	PIPE DROPPER FROM TEE.
	FLEXIBLE PIPEWORK DROPPER.
	PRESSURE VALVE.
	PRESSURE SWITCH.
	FLOW SWITCH.
	PUMP SET.
	WATER GONG.
	SPRINKLER CONTROL VALVE SET.
	SINGLE FIRE HYDRANT OUTLET WITH OVAL SPINDLES.
	DOUBLE HEADED FIRE HYDRANT OUTLET WITH OVAL SPINDLES.
	FIRE BRIGADE BOOSTER.






EQUIPMENT DESIGNATIONS

DP	DIESEL PUMP.
EP	ELECTRIC PUMP.
FHR	FIRE HOSE REEL PIPEWORK.
FH	FIRE HYDRANT PIPEWORK.
FS	FIRE SPRINKLER PIPEWORK.
NC	NORMALLY CLOSED.
NO	NORMALLY OPEN.
ø25	PIPEWORK DIAMETER.
UD	UNDER DUCT.
UF	UNDER FLOOR.
WP	WEATHERPROOF.
WG	WIRE GUARD.

MISCELLANEOUS

	FIRE WALL (FRL --/--/-- REFER ARCHITECTURAL DRAWINGS)
	SMOKE WALL.
	DIESEL PUMP EXHAUST. (THERMALLY LAGGED)
	REVISION MARKER.
S	DENOTES SURFACE MOUNTED
~	CONTINUATION.

FIRE EXTINGUISHERS

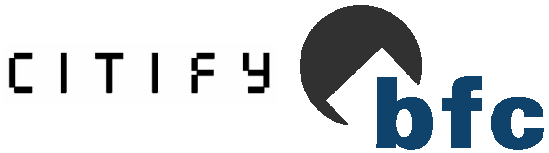
	PORTABLE EXTINGUISHER - DRY CHEMICAL POWDER TYPE.
	PORTABLE EXTINGUISHER - CARBON DIOXIDE.
	PORTABLE FIRE EXTINGUISHER IN WEATHERPROOF BREAK GLASS CABINET.
	FIRE HOSE REEL.
	FIRE HOSE REEL IN SHEET METAL WEATHERPROOF PURPOSE BUILT ENCLOSURE.

FIRE SERVICES GENERAL NOTES

- THE FIRE SERVICES DRAWINGS SHALL BE READ IN CONJUNCTION WITH ARCHITECTURAL DRAWINGS, DETAILS AND OTHER ENGINEERING DRAWINGS AND SPECIFICATIONS AND WITH OTHER SUCH WRITTEN INSTRUCTIONS AS MAY BE ISSUED DURING THE COURSE OF THE CONTRACT.
- IF ANY DISCREPANCY OCCURS ON THE ENGINEERS DRAWINGS OR BETWEEN DRAWINGS AND SPECIFICATION, THE CONTRACTOR SHALL DURING TENDERING ASSUME THE LARGER/GREATER QUANTITY. ANY DISCREPANCY SHALL BE REFERRED TO THE ENGINEER BEFORE PROCEEDING WITH THE WORK.
- SUBSTITUTIONS MUST BE APPROVED BY THE ENGINEER AND BE INCLUDED IN ANY TENDER.
- UNLESS NOTED OTHERWISE ALL DIMENSIONS ARE IN MILLIMETRES. ALL PIPEWORK SIZES SHOWN ARE CLEAR INTERNAL DIMENSIONS ONLY.
- ALL ROUTES OF PIPEWORK ARE SHOWN INDICATIVE AND ARE FOR CONCEPT DESIGN ONLY. FINAL ROUTES ARE TO BE CONFIRMED AND COORDINATED ON SITE WITH ALL OTHER TRADES PRIOR TO INSTALLATION.
- DO NOT SCALE OFF DRAWINGS. ALL DIMENSIONS SHALL BE VERIFIED FROM THE ARCHITECT'S DRAWINGS AND BY ACTUAL SITE MEASUREMENTS PRIOR TO MANUFACTURING AND INSTALLING OF FIRE SERVICES.
- THE FIRE CONTRACTOR SHALL BE RESPONSIBLE FOR SETTING OUT OF THEIR WORKS BY COORDINATING WITH ALL ASSOCIATED TRADES AND SERVICES.
- ALL PENETRATIONS THROUGH COMPARTMENT WALLS SHALL BE SEALED WITH SUITABLE APPROVED MATERIALS IN AN APPROVED MANNER TO MAINTAIN THE INTEGRITY OF THE BARRIER, IN ACCORDANCE WITH BCA SPECIFICATION C3.15.
- ALL ROUTES OF EXISTING PIPEWORK SHOWN ARE INDICATIVE ONLY. UNDERGROUND SURVEY OR PIPE LOCATION MUST BE UNDERTAKEN BY THE FIRE SERVICES CONTRACTOR OR BUILDER PRIOR TO UNDERTAKING WORK ON SITE TO VERIFY LOCATIONS.
- COORDINATE FINAL LOCATION OF SMOKE DETECTORS, AND EMERGENCY WARNING SPEAKERS WITH LIGHTING AND AIR CONDITIONING LAYOUT.
- SMOKE DETECTORS SHALL BE POSITIONED A MINIMUM OF 300mm FROM A WALL OR CEILING BULKHEAD AND 400mm FROM A MECHANICAL AIR DIFFUSER OR CEILING FAN.

B	CONSTRUCTION ISSUE	24.03.2020	-
A	CONSTRUCTION ISSUE	14.02.2020	-
REV N	DESCRIPTION	DATE	CHKD

FOR CONSTRUCTION



LUCID

CONSULTING AUSTRALIA

Level 3/169, Pirie St Adelaide SA 5000
Phone: (08) 8407 9700
Email: adelaide@lucidconsulting.com.au

PROJECT
HYDE PARK PLACE
248 UNLEY ROAD, HYDE PARK
FIRE SERVICES

DRAWING
GENERAL NOTES AND LEGEND OF SYMBOLS

NOT FOR CONSTRUCTION PURPOSES UNLESS STAMPED FOR CONSTRUCTION. VERIFY DIMENSIONS AND LEVELS ON SITE BEFORE SETTING OUT. DO NOT SCALE. REFER TO FIGURED DIMENSIONS - IN mm UNLESS OTHERWISE STATED.

Scale	Design: LM/AR	No. in Set	Date
NTS	Drawn: SHA	2 of 14	MAR 2020
	Review: -		

Orig. Size	Drawing no.	Revision
A1	LCE14462-F001	B